

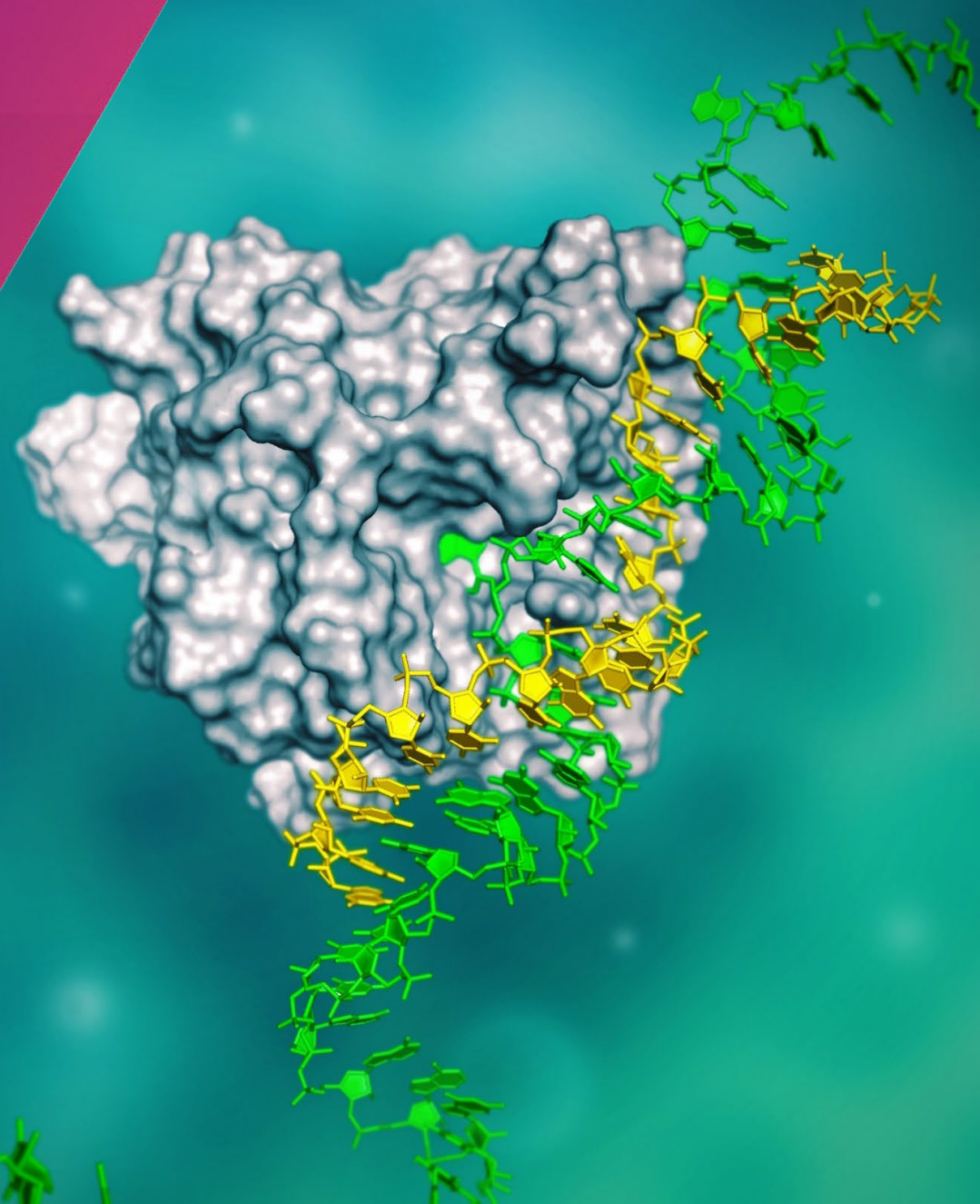


DEVELOPING RNA-EDITING MEDICINES

for patients in need

Nasdaq: PRQR

Date: March 2024



Forward-looking statements

This presentation contains forward-looking statements. All statements other than statements of historical fact are forward-looking statements, which are often indicated by terms such as "anticipate," "believe," "could," "estimate," "expect," "goal," "intend," "look forward to", "may," "plan," "potential," "predict," "project," "should," "will," "would" and similar expressions. Such forward-looking statements include, but are not limited to, statements regarding our strategy and future operations, statements regarding the potential of and our plans with respect to our technologies and platforms (including Axiomer™), our preclinical model data, our pipeline targets, our other programs and business operations, our current and planned partnerships and collaborators and the intended benefits thereof, including the collaboration with Lilly and the intended benefits thereof, including the upfront payment, equity investment, and milestone and royalty payments from commercial product sales, if any, from the products covered by the collaboration, as well as the potential of our technologies and product candidates; our updated strategic plans and the intended benefits thereof, our plans to seek strategic partnerships for our ophthalmology assets, and our financial position and cash runway. Forward-looking statements are based on management's beliefs and assumptions and on information available to management only as of the date of this presentation. Our actual results could differ materially from those anticipated in these

forward-looking statements for many reasons, including, without limitation, the risks, uncertainties and other factors in our filings made with the Securities and Exchange Commission, including certain sections of our annual report filed on Form 20-F. These risks and uncertainties include, among others, the cost, timing and results of preclinical studies and other development activities by us and our collaborative partners whose operations and activities may be slowed or halted due to shortage and pressure on supply and logistics on the global market; our reliance on contract manufacturers to supply materials for research and development and the risk of supply interruption from a contract manufacturer; the ability to secure, maintain and realize the intended benefits of collaborations with partners, including the collaboration with Lilly; the possible impairment of, inability to obtain, and costs to obtain intellectual property rights; possible safety or efficacy concerns that could emerge as new data are generated in research and development; general business, operational, financial and accounting risks; and risks related to litigation and disputes with third parties. Given these risks, uncertainties and other factors, you should not place undue reliance on these forward-looking statements, and we assume no obligation to update these forward-looking statements, even if new information becomes available in the future, except as required by law.

ProQR Therapeutics

Short overview



Focus on Axiomer™

Exclusively focused on the development of proprietary Axiomer™ RNA editing platform across multiple therapeutic areas; initial focus on liver and CNS diseases



Novel mechanism of action, leading patent estate

Axiomer™ was discovered in ProQR labs in 2014 and uses well-proven modality of oligonucleotides to recruit a novel mechanism of action



Validated across multiple genes

Preclinical data demonstrate Axiomer™ is broadly validated across multiple genes



ADAR

Axiomer™ is ADAR-mediated RNA editing, recruiting endogenous adenosine deaminase acting on RNA (ADAR)



Two pillars underlie strategy

ProQR developing wholly owned pipeline with initial targets in liver-originated diseases

Selectively enter into partnerships: initial partnership with Lilly in September 2021, expansion announced December 2022

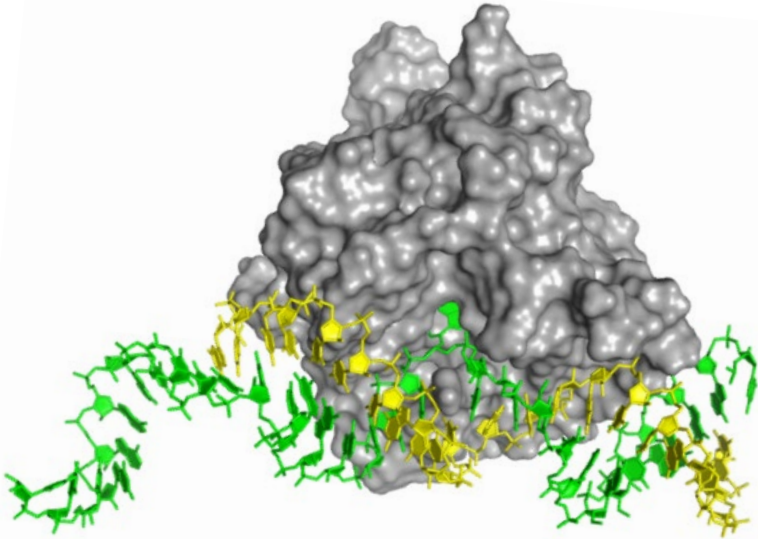


Cash-runway into mid-2026

Cash position of €118.9 M as of year end 2023 provides runway to mid 2026, beyond multiple clinical data readouts

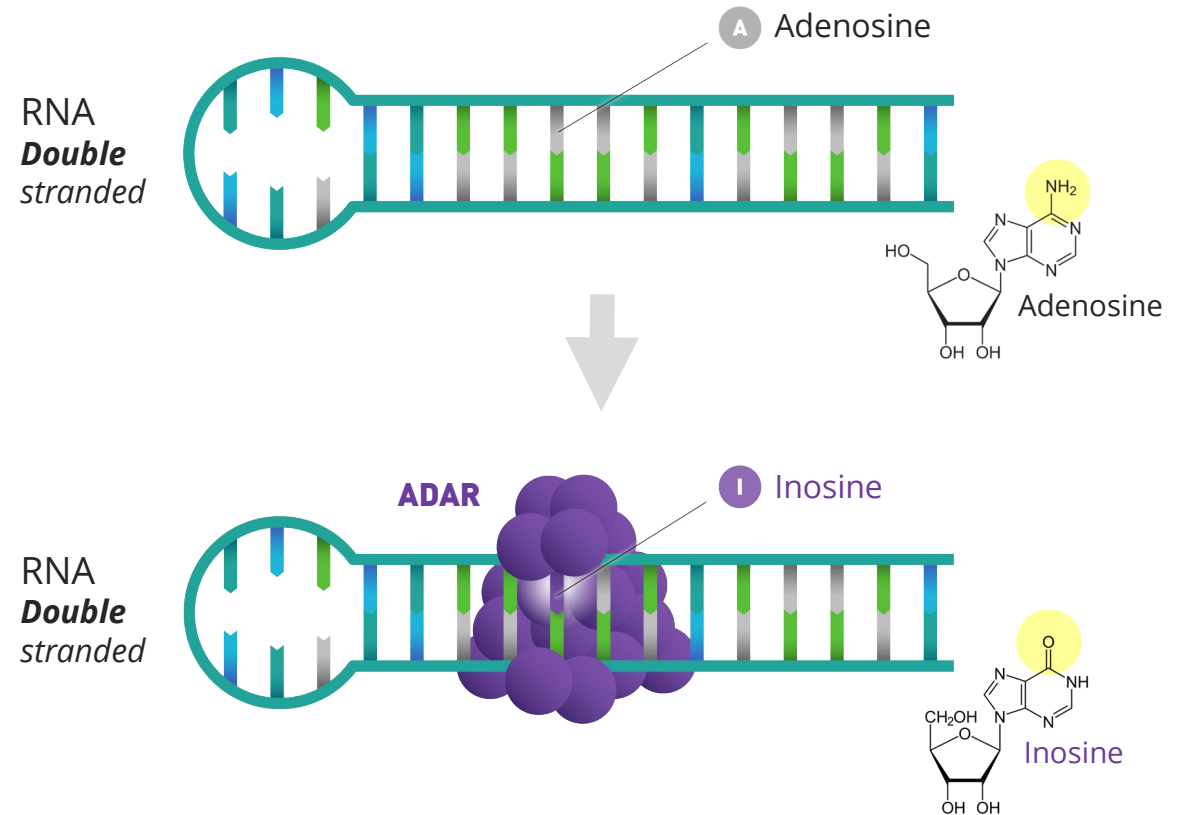
What is ADAR editing?

ADAR (*Adenosine Deaminase Acting on RNA*)



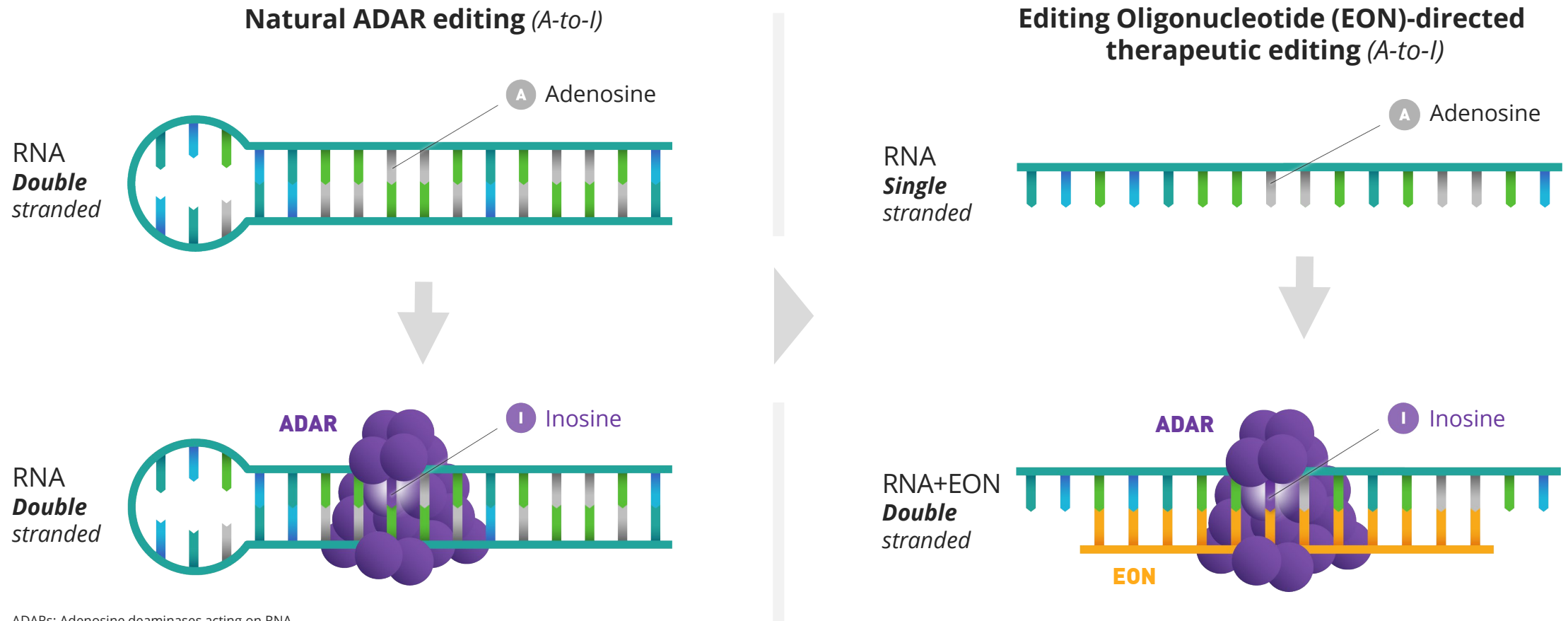
Enzyme that performs specific form of natural RNA editing, called **A-to-I editing**. During A-to-I editing an **A nucleotide (adenosine)** is changed into an **I nucleotide (inosine)**

Natural ADAR editing (A-to-I)



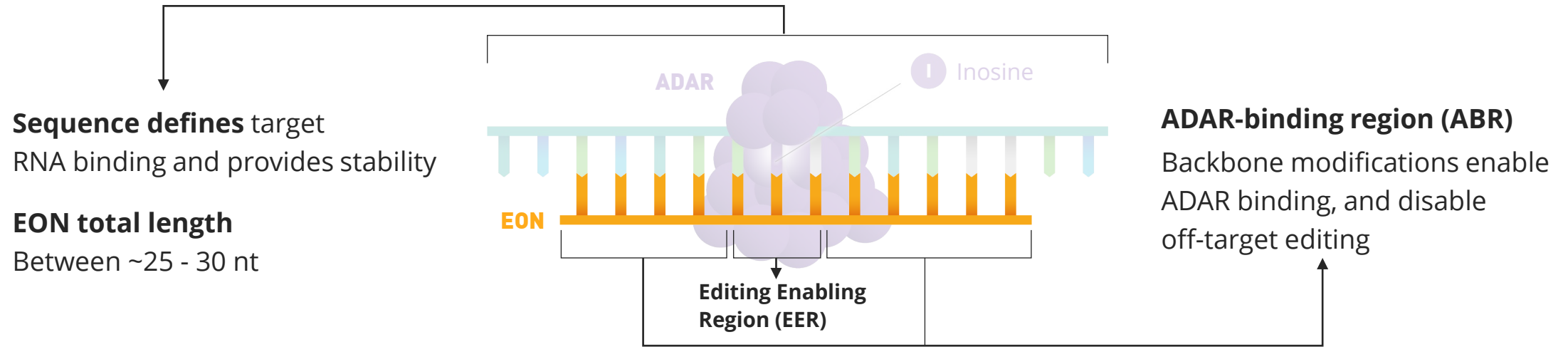
Axiomer™ EONs unlock cellular machinery potential to treat diseases

By attracting ADARs and allowing highly specific editing



ADARs: Adenosine deaminases acting on RNA.

Driving the development of optimized EONs for therapeutic use



Optimized sequence and chemistry define functionality



Increase editing efficacy



Bring metabolic stability



Prevent off-target ('bystander') editing



Ensure bioavailability (cell and tissue uptake)



Offer safety and tolerability at therapeutic doses

ADAR: Adenosine deaminase acting on RNA, EON: Editing oligonucleotide, Nt: nucleotides

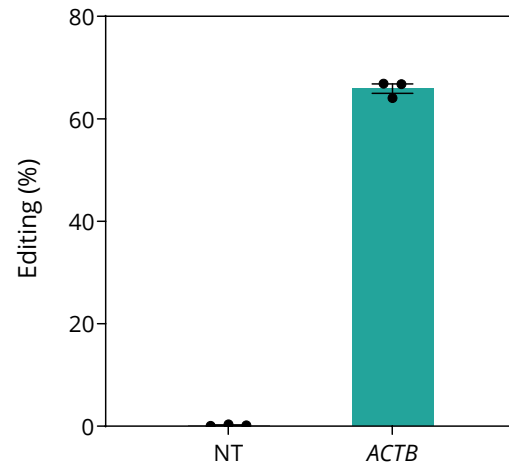
High intrinsic editing capability of Axiomer™ in the liver across models



Cell models

Up to 70% Editing of *ACTB* in primary human hepatocytes

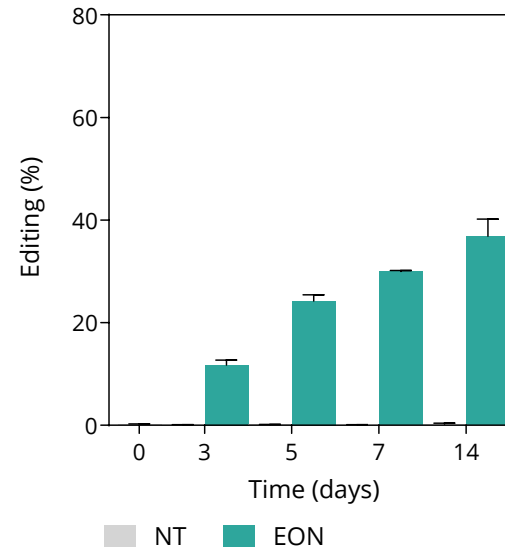
Gymnosis, 5μM, single dose, n=1 with triplicates, 72 hours, dPCR, mean, SD



Organoids

Up to 40% Editing of *ACTB* in human LMTs

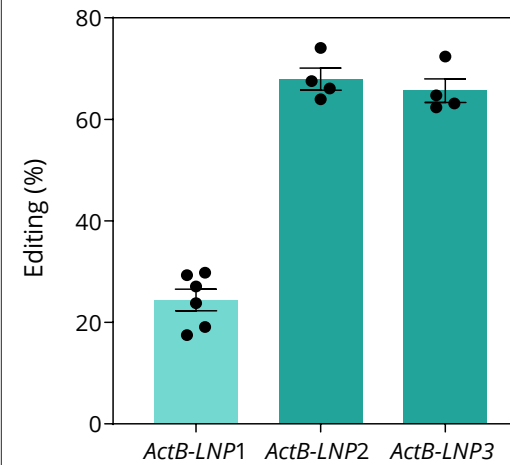
Gymnosis, 1μM, constant dose, 3 pools of 24 LMTs per condition, 14 days, dPCR, mean, SD



Mice *in vivo*

Up to 70% editing of *ActB* in liver

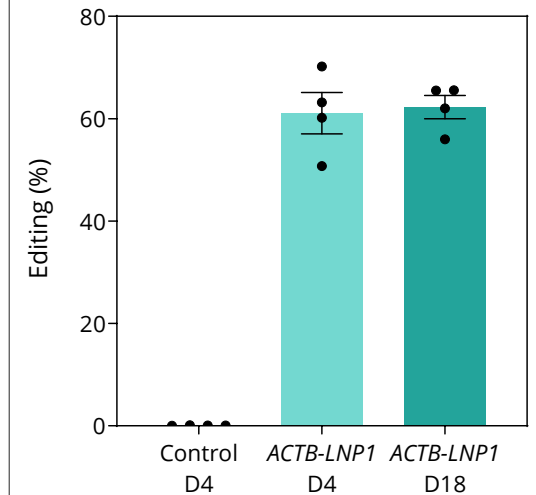
IV, 3mg/kg or 4mg/kg, N=4-6, LNP formulations, D7 data, dPCR, AVG±SEM



NHP *in vivo*

Up to 70% editing of *ACTB* in NHP

IV, 2mg/kg, 3 doses at D1, D8 and D15, LNP formulation, n=4, D4 and D18 data, dPCR, mean±SEM



PHH: Primary Human Hepatocyte; LMT: Liver Micro Tissue; NHP: Non-human primate

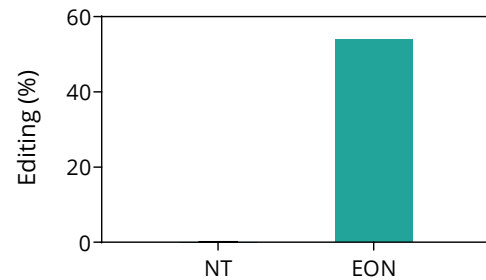
Axiomer™ potential beyond liver

Strong editing in the nervous system across models

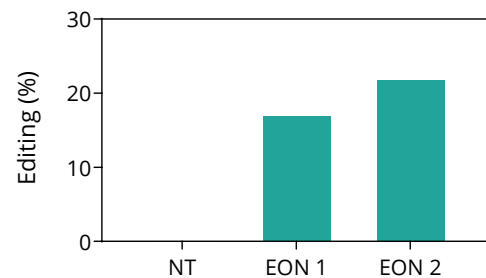


Cell models

More than 50% RNA editing of *ACTB* in human iPSC derived neurons

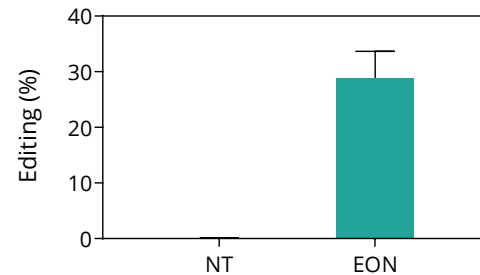


More than 20% RNA editing of *APP* in human iPSC derived neurons

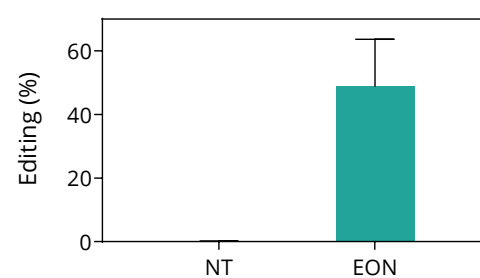


Organoids

Up to 35% RNA editing of *ACTB* in cerebral organoids

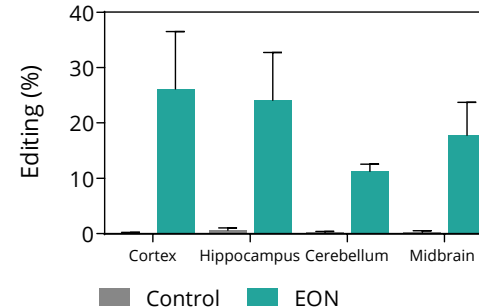


Up to 65% RNA editing of *APP* in cerebral organoids

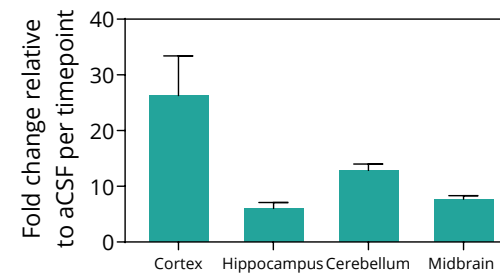


Mice *in vivo*

Up to 40% RNA editing in mice brain*

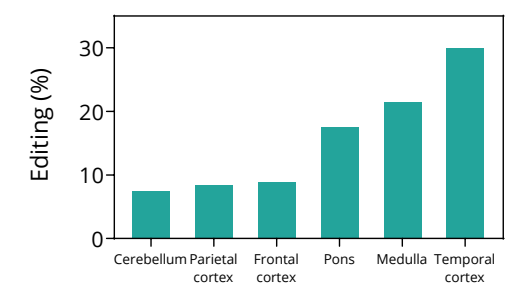


26-fold change in protein function in mice brain*

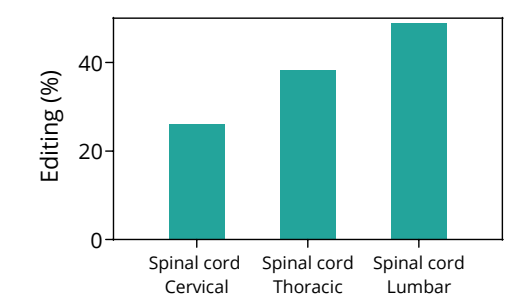


NHP *in vivo*

Up to 30% RNA editing in NHP brain*

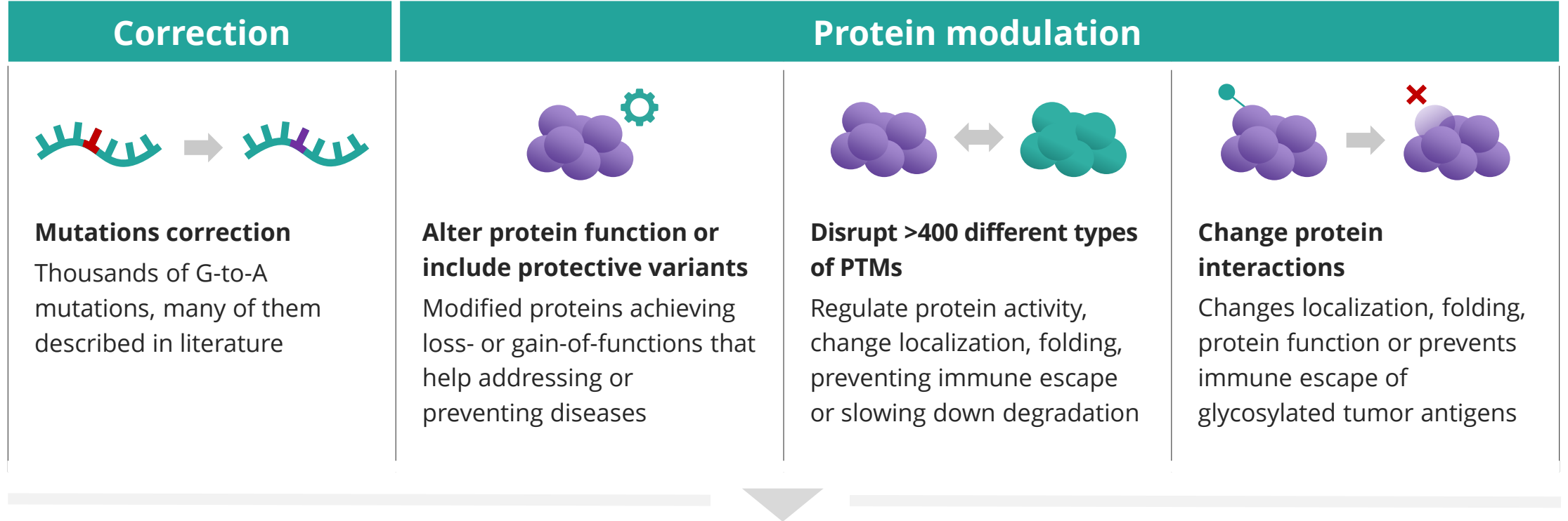


Approx. 50% RNA editing in NHP spinal cord*



*Undisclosed target. Conditions of the *ACTB* iPSC derived neurons experiment: gymnosin, 2.5μM, single dose, n=1, 2 weeks, dPCR and conditions of the *APP* iPSC derived neurons experiment: gymnosin, 10μM, single dose, washout, n=1, 2 weeks, dPCR. Conditions of the *ACTB* cerebral organoids of 130 days: gymnosin, 10μM, single dose, washout, n=7, 6 days, ddPCR, mean, SD and *APP* cerebral organoids of 150 days: gymnosin, 5μM, single dose, washout, n=5, 2 weeks, ddPCR, mean, SD. Conditions of the mice *in vivo* experiment: intracerebroventricular (ICV), 250μg, single dose, N=6, 4 weeks, editing: ddPCR and protein function: western blot, mean, SD and SEM. Conditions of the non-human primate (NHP) *in vivo* experiment: intrathecal (IT), 12mg, single dose, n=3**, 7 days. ** Data of 2 NHPs not analyzable due to human error during injection procedure.

Axiomer™ creating a new class of medicines with broad therapeutic potential



BROAD THERAPEUTIC POTENTIAL

- ✓ Common diseases
- ✓ Rare diseases
- ✓ Target a wide variety of organs
- ✓ Treat so-far undruggable targets

PTMs: Post-translational modifications.

Axiomer™ can generate an ANGPTL3 variant reported to have positive impact on CVD risk



***ANGPTL3* is an angiopoietin-like factor that inhibits lipoprotein lipases (LPL)**

- Increase triglyceride, cholesterol, and non-esterified fatty acids in plasma leading to an increased risk of CVD

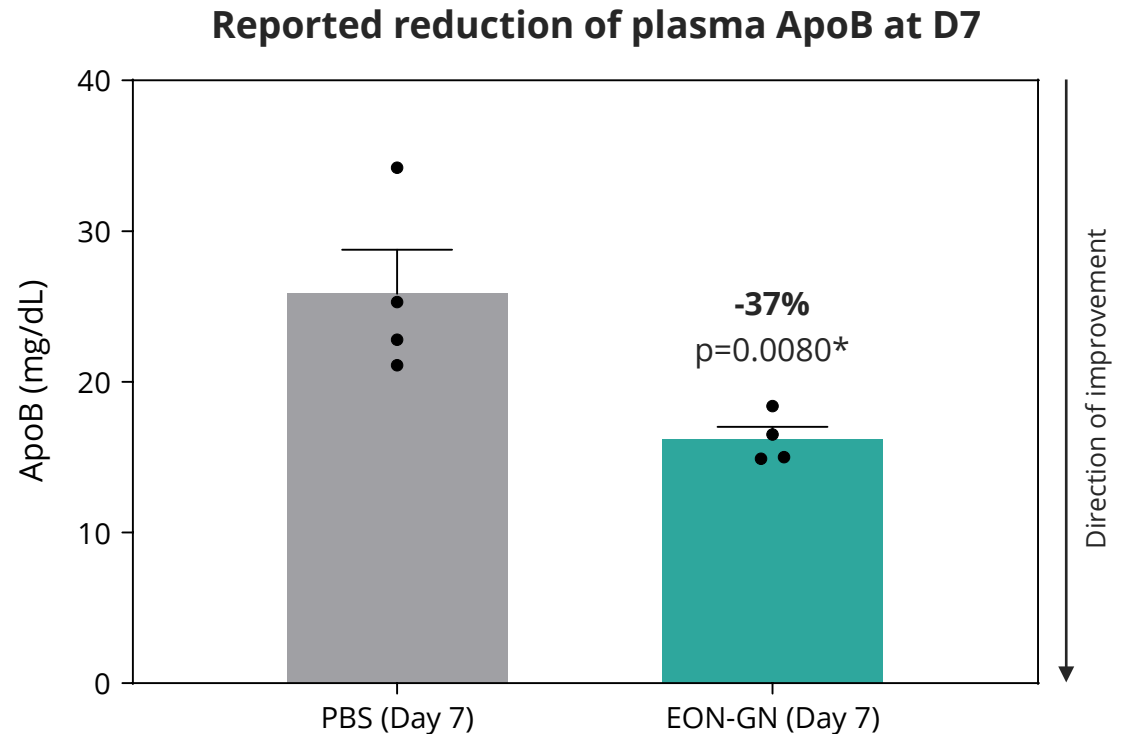
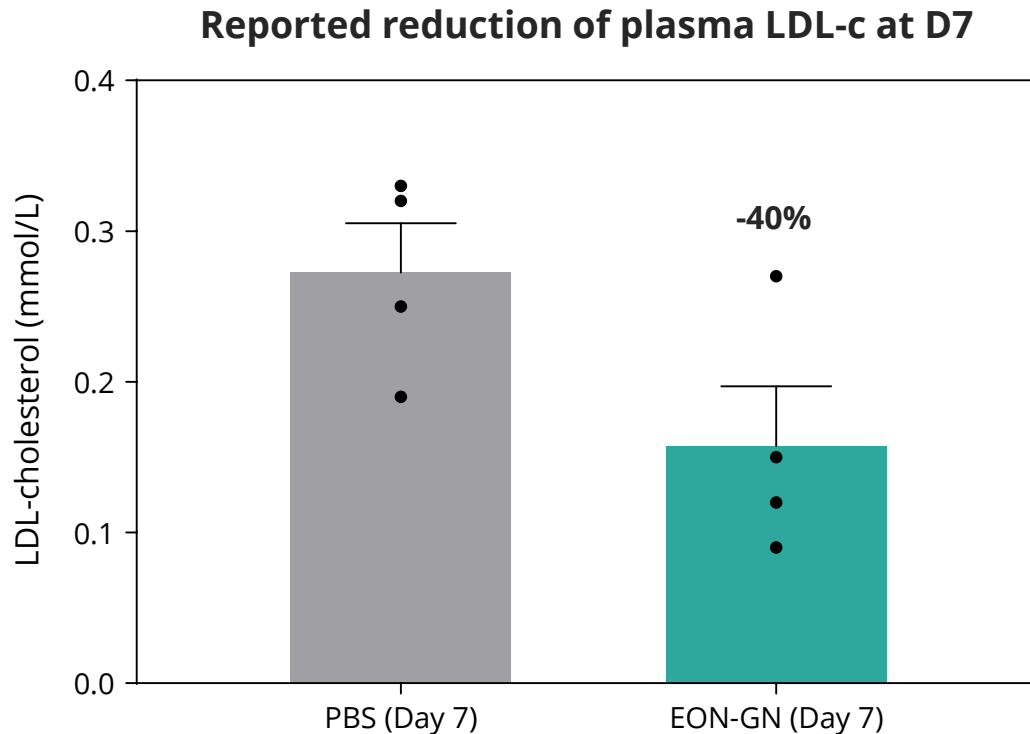
Reported K63E variant of *ANGPTL3*

- Significantly decreased triglycerides, LDL-cholesterol, and total cholesterol
- Significantly decreased odds ratio for coronary artery disease

CVD; cardiovascular disease. LDL; low density lipoprotein.; LPL; Lipoprotein lipase. References: Ono M et al. J Biol Chem. 2003 Oct 24;278(43):41804-9; Romeo S et al. J Clin Invest. 2009 Jan;119(1):70-9; Dewey FE et al. N Engl J Med. 2017 Jul 20;377(3):211-221.

Positive impact on biomarkers observed

EON leading to a decrease in LDL-c and ApoB in a pilot study



~40% and ~37% reduction in plasma LDL-c and ApoB, respectively, in WT mouse *in vivo*

ApoB: Apolipoprotein B; LDL-c:: Low-density lipoprotein cholesterol; WT: Wild type. *Adjusted p-values from one-way ANOVA with Dunnett.

Nonclinical safety assessment

No safety concerns upon unconjugated and GalNAc conjugated EONs

***In vitro* hepatotoxicity**

- ✓ No clear hepatotoxic effects at the tested concentration
- ✓ Robust *in vitro* stability in nuclease assay (88%)

***In vivo* mice toxicity**

- ✓ Multiple high dose (SC, 9x, 100 mg/kg) well tolerated with no signs of discomfort or changes in body-weights
- ✓ No relevant change in hematology parameters
- ✓ No relevant changes in clinical chemistry (ALT, AST and ALP within normal range) and histopathology

***In vivo* NHP toxicity**

- ✓ Clinically and locally well tolerated following SC and IT dosing
- ✓ No relevant change in hematology & clinical chemistry parameters
- ✓ Typical ASO-class profile behavior & no red flags for EONs
































Overall, both EONs (unconjugated and GalNAc conjugated) show a similar safety profile compared to other single-stranded RNA oligonucleotides

ALP: alkaline phosphatase; ALT: Alanine transaminase; ASO: Antisense oligonucleotide; AST: Aspartate Transferase ; EON: Editing oligonucleotide; IT: Intrathecal; SC: Subcutaneous;



Pipeline

ProQR development pipeline

	TARGET	DISCOVERY	NON-CLINICAL	CLINICAL	GUIDANCE	ESTIMATED POPULATION
PROQR PROGRAMS						
CHOLESTATIC DISEASES	AX-0810 for NTCP				Entry into clinical trials in late 2024 / early 2025	~ 100K ¹
CARDIOVASCULAR DISEASES	AX-1412 for B4GALT1				Entry into clinical trials in late 2024 / early 2025	~ 200M ²
	AX-1005 for CVD					
RARE NEURODEVELOPMENT DISORDER	AX-2402 for Rett syndrome					~ 20K
METABOLIC DISEASES	AX-2911 for NASH					~ 16M
	AX-0601 for obesity and T2D					~ 650M
	AX-9115 for rare metabolic condition					~ 20K
OTHERS	Multiple targets in discovery pipeline					
PARTNERED PROGRAMS						
	Initial 5 undisclosed targets	Progress undisclosed				
	Next 5 undisclosed targets	Progress undisclosed				
	Up to 5 potential additional targets					

¹Approximately 100K people affected with Primary Sclerosing Cholangitis and Biliary Atresia in US and EU5. ²Approximately 200 million people suffer from too high a level of cholesterol in US and EU5. *SLC10A1* is the gene that encodes for NTCP protein. CVD: Cardiovascular Diseases, NASH: Nonalcoholic steatohepatitis, T2D: Type 2 Diabetes.

References: Boonstra K, Beuers U, Ponsioen CY. J Hepatol. 2012 May;56(5):1181-1188; Karlsten TH, et al. J Hepatol. 2017 Dec;67(6):1298-1323; Dyson JK, et al. Lancet. 2018 Jun 23;391(10139):2547-2559; Sundaram SS, et al. Liver Transpl. 2017 Jan;23(1):96-109. Raghu VK, et al. Liver Transpl. 2021 May;27(5):711-718; NORD, 2019. Tsao CW, et al. Circulation. 2022;145(8):e153-e639. World Health Organization, World Gastroenterology Organization

AX-0810 for cholestatic diseases



RNA-editing therapy

for Primary Sclerosing Cholangitis and Congenital Biliary Atresia



Cholestatic diseases have high unmet medical need. Patients accumulate bile acid in liver leading to fibrosis and ultimately liver failure.



Initial indications are **Primary Sclerosing Cholangitis** affecting adults and Congenital **Biliary Atresia** affecting pediatrics early in life. Both conditions have no approved therapies and require liver transplantation.



- **Biliary Atresia** is projected to affect ~24,000 pediatric individuals in US, EU and JP.
- **Primary Sclerosing Cholangitis** is projected to affect more than 80,000 individuals in EU, US and JP.



AX-0810 is a unique therapeutic approach leading to a potentially disease modifying therapy by targeting the NTCP channel which is responsible for majority of bile acid re-uptake in liver cells.



AX-0810 reduces bile acids re-uptake into liver

RNA editing to a loss of function variant of NTCP can improve liver function



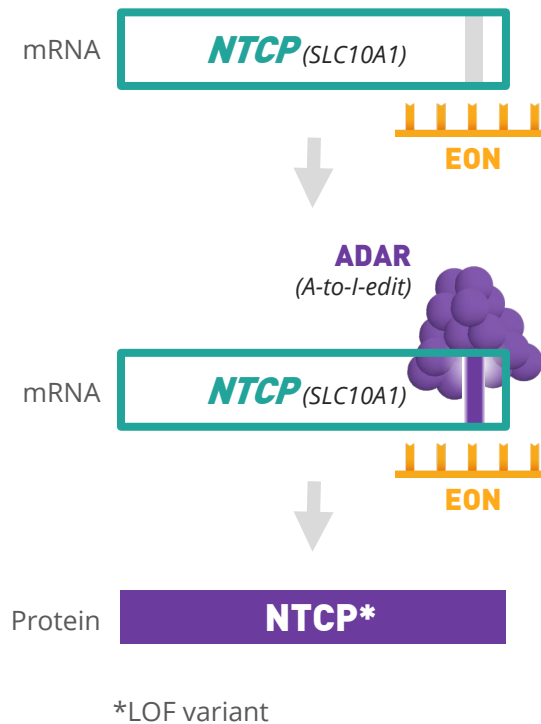
AX-0810 is a novel and “on target” approach reducing bile acid re-uptake into the hepatocytes

- Transient and controlled approach introducing a loss of function of NTCP

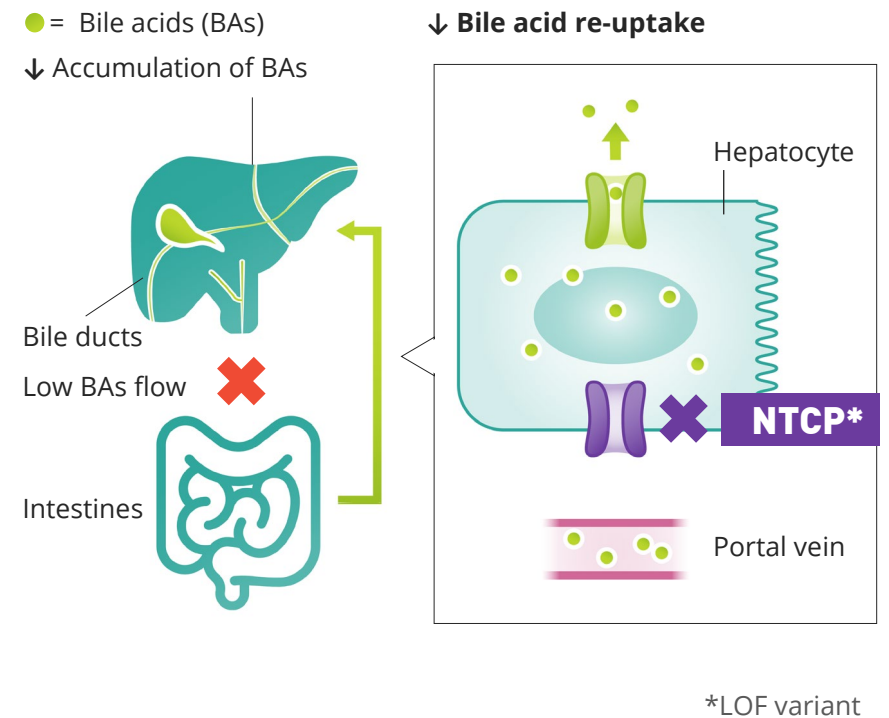
AX-0810 can reduce bile acid load in the liver

- To alleviate associated pathology and symptoms in PSC and BA
- To prevent or delay the development of cirrhosis, organ failure and need for transplant

AX-0810 therapy
for cholestatic diseases



Reduced BA levels in the hepatocytes



BA: Bile acids, NTCP: Na-taurocholate cotransporting polypeptide, PSC: Primary Sclerosing Cholangitis. *SLC10A1* is the gene that encodes for NTCP protein.

Well-defined development path for AX-0810



PRECLINICAL STAGE	EARLY CLINICAL	LATE CLINICAL
<i>Preclinical models available with strong translatability into the clinic</i>	<i>Early insight on safety and target engagement using validated biomarkers</i>	<i>Clinical programs with disease specific endpoints for regulatory approval</i>
<p>Translational models available</p> <ul style="list-style-type: none"> • Organoids models • Animal models <p>Proof of mechanism measures in animal models</p> <ul style="list-style-type: none"> • Serum levels of ALP and γ-GT • Total bile acids in serum and liver • Hepatic inflammation and fibrosis 	<p>Program with Phase 1 on healthy volunteers</p> <p>Validated biomarkers in cholestatic diseases</p> <ul style="list-style-type: none"> • Bile acids in serum, urine and feces • Liver enzymes • Serum cholesterol <p>Disease specific biomarkers in preparation for next trials</p> <ul style="list-style-type: none"> • ALP for PSC • Bilirubin for BA 	<p>Primary Sclerosing Cholangitis Co-primary endpoint for regulatory approval:</p> <ul style="list-style-type: none"> • Reduction in ALP and • Histological liver evaluation <p>Biliary atresia</p> <ul style="list-style-type: none"> • Time to liver transplantation • Mean change in total serum bilirubin levels, liver enzymes, bile acid levels, blood platelets and serum albumin

γ-GT: γ-glutamyl transferase; ALP, Alkaline phosphatase; BA, biliary atresia; BDL, Bile duct ligation; LMT, Liver microtissues; NTCP, Na-taurocholate cotransporting polypeptide; PSC, Primary Sclerosing Cholangitis

AX-1412 for cardiovascular diseases



RNA-editing therapy

for cardiovascular disease (CVD)



Leading causes of death in the world

~18M people die from CVDs every year (32% of all global deaths)
Despite therapies, the unmet medical need remains.



With projected increased number of patients

By 2035, >130 million adults in the US are projected to have some form of CVD with a total costs of \$1.1 trillion.



AX-1412 can become a stand-alone cardiovascular therapy that can also work synergistically with standard of care to further reduce risk of CVDs.



AX-1412 introduces a protective variant that reduces multiple independent risk factors for CVDs as was found in human genetics research.



AX-1412 brings a novel approach to reduce residual risk for a potential cardiovascular event



RNA editing to a loss of function variant of B4GALT1 can have pleiotropic effect targeting two CVD risk factors

B4GALT1 p.N352S protective allele

- Leads to hypo-galactosylation of apolipoprotein B100, fibrinogen

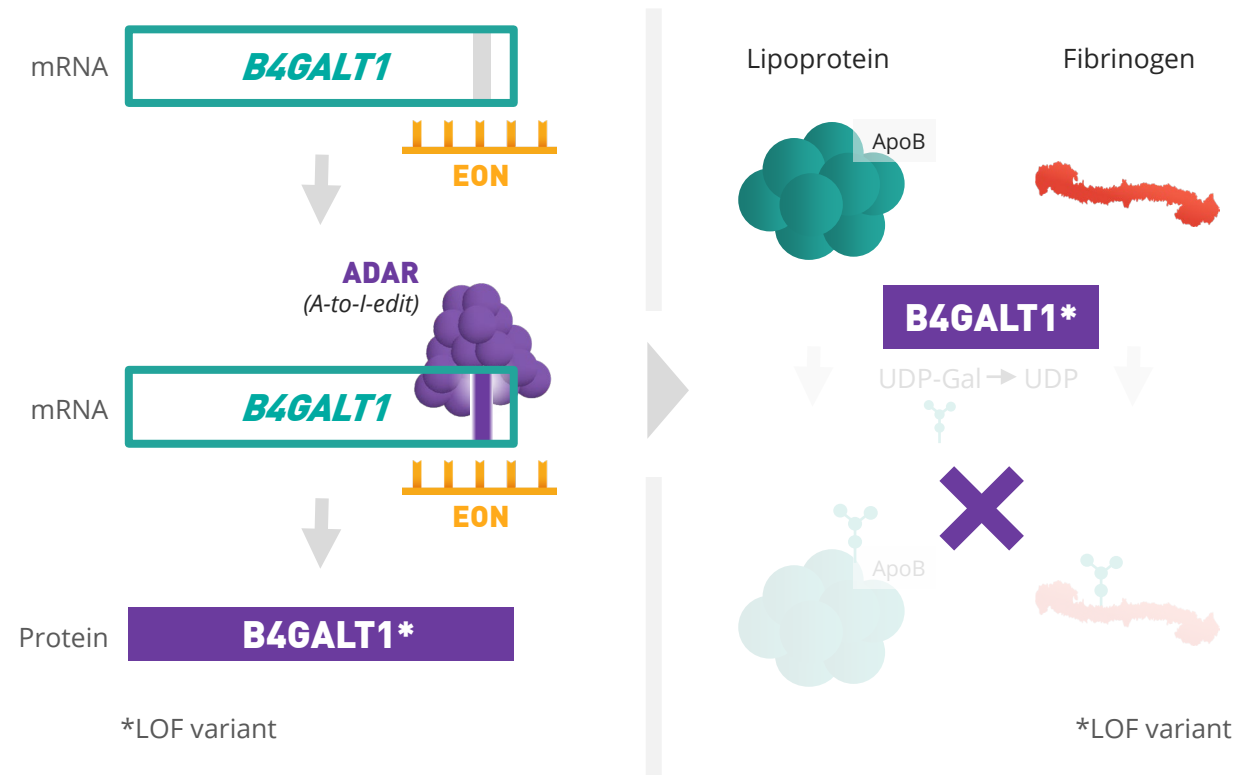
AX-1412 is a novel and unique approach to address CVD

- Pleiotropic effects for cardiovascular protection
- Not suitable for knockdown technologies, as leads to semi-lethality and severe development abnormalities in mouse studies

AX-1412 can lower LDL-C and fibrinogen levels to reduce residual risk in cardiovascular diseases

- Prevent or delay the development of cardiovascular events

AX-1412 therapy for cardiovascular diseases



ADAR: adenosine deaminase acting on RNA, ApoB: Apolipoprotein B, CVDs: cardiovascular diseases, LDL-C: Low-density lipoprotein cholesterol. Reference: Montasser ME. et al., 2021 Science 374(6572):1221-1227.

Well-defined development path for AX-1412



PRECLINICAL STAGE	EARLY CLINICAL	LATE CLINICAL
<i>Preclinical models available with strong translatability into the clinic</i>	<i>Early insight on safety and target engagement using validated biomarkers</i>	<i>Clinical programs with disease specific endpoints for regulatory approval</i>
<p>Organoids models for CVD</p> <ul style="list-style-type: none"> Blood-derived myeloid cells and THP-1 cells Cell-laden microtissue spheroids <p>Animal models</p> <ul style="list-style-type: none"> The Apoe^{-/-} mouse model <p>Proof of mechanism measures in animal models</p> <ul style="list-style-type: none"> Serum lipid levels Atherosclerotic lesion area C-reactive protein (CRP) and Interleukin 6 (IL-6) Endothelial function 	<p>Programs with Phase 1 on healthy individuals</p> <ul style="list-style-type: none"> Reduce potential signal-to-noise ratio as CVD patients have many comorbidities <p>General CVD biomarkers</p> <ul style="list-style-type: none"> non-HDL-C Triglycerides Apolipoprotein B <p>Target specific biomarkers</p> <ul style="list-style-type: none"> LDL-C Fibrinogen 	<p>Primary endpoints</p> <ol style="list-style-type: none"> All-cause mortality and fatal CVD events or Composite endpoints (incl. fatal and non-fatal CVD events) <p>Secondary endpoints</p> <ul style="list-style-type: none"> Could consider using biomarkers as surrogate endpoints to reasonably predict treatment effects on outcome

Apoe: Apolipoprotein E, CVD: cardiovascular diseases, HDL-C: High-density lipoprotein cholesterol; LDL-C: Low-density lipoprotein cholesterol, THP-1: human monocytic cell line

AX-2402 for Rett Syndrome



Axiomer™ technology

targeting the transcription factor MECP2 and potential to correct nonsense variants



Rett Syndrome is a **devastating and progressive neurodevelopmental disorder** caused by variants in the transcription factor Methyl CpG binding protein 2 (*MECP2*). There is a **high unmet need for a disease modifying therapy**.



Nonsense variants lead to **severe phenotypes**. They represent more than one third **of Rett Syndrome** cases and are projected to affect **20,000 individuals** in US and EU.



Rett Syndrome is **not a neurodegenerative disorders** and restoring levels of the MECP2 protein has shown to **reverse symptoms** in mice.



Axiomer has the potential to **restore the precise level of MECP2 protein regulatory function**, which is lacking in Rett Syndrome, and become a disease modifying therapy.

Krishnaraj R, Ho G, Christodoulou J. 2017. RettBASE: Rett syndrome database update. Hum Mutat 2017;00:1-10.



Axiomer™ RNA Editing Research Collaboration with Rett Syndrome Research Trust

- RSRT awarded ProQR approximately \$1M as a research grant for the initial phase of the project
 - EON design and optimization,
 - Evaluation in *in vivo* models for editing efficacy and MECP2 protein recovery
- Acting with a sense of urgency focusing on severe phenotype
- Following the initial discovery work, intent for expanded co-funding to enable continued development for the next phases
- Potential for further development for additional variants of relevance involved in Rett Syndrome



Value creation strategy

ProQR will develop its own pipeline and selectively enter into partnerships

ProQR Pipeline

- Build **in-house pipeline** based on Axiomer™ RNA editing technology platform
- Initial focus on **liver originated diseases**



Partnerships

- Largely unencumbered platform, ProQR may **selectively enter partnerships**
- **Lilly partnership** with expansion announced December 2022 – total potential value of ~\$3.9B

2024 outlook

Building momentum toward development



Science and platform

- ✓ Building on robust body of preclinical data, presentation in Q1 at Deaminet of Axiomer data for liver NHP models
- Several additional platform data updates throughout 2024
- Potential for first Trident preclinical data in late 2024
- Continuing platform optimization and target identification



Pipeline

- In vitro and in vivo data for AX-0810 for Cholestatic diseases targeting NTCP in mid 2024
- In vitro and in vivo data for AX-1412 for Cardiovascular diseases targeting B4GALT1 in H2 2024
- Translational data updates ahead of entry into the clinic
- Entry into clinical trials for AX-0810 and AX-1412 on track for late 2024/early 2025
- 2024 potential additional new pipeline target announcement



Partnership

- Continued execution on Lilly partnership
 - Potential milestone income from existing partnership
 - Potential option exercise for expansion of deal to 15 targets, with \$50 M opt-in payment to ProQR
 - Potential data updates from partnership
- Potential new partnership announcements



IP

- Continued expansion of leading IP portfolio supporting that applying endogenous ADAR by administering antisense oligonucleotides for RNA editing is proprietary to ProQR

Well positioned

to advance Axiomer™



Science

- Deep understanding of basic science – ADAR, oligos
- Optimization of editing oligonucleotides (EONs) for therapeutic development



Axiomer™ has broad applicability

- Large number of potential therapeutic applications
- In vivo POC established in nervous system, liver



Advancing toward the clinic

- Extensive translational and developmental expertise with oligo modality
- AX-0810 and AX-1412 initial pipeline targets



Leading IP position

- Axiomer™ is protected by >10 published patent families
- Continuously investing in expanding IP estate



Strategic partnership

- Lilly collaboration
- Rett Syndrome Research Trust
- Selectively form additional partnerships
- Optionality and multiple value creating opportunities



Experienced leadership

- Deep RNA, corporate finance, and business development expertise across Management Team, Supervisory Board, and Scientific Advisory Board



Strong balance sheet

- YE 2023 cash €118.9 M
- Cash runway to mid-2026, excluding potential for additional BD-related upside



**IT'S IN
OUR RNA**




Resource slides



HOW DOES ADAR WORK?

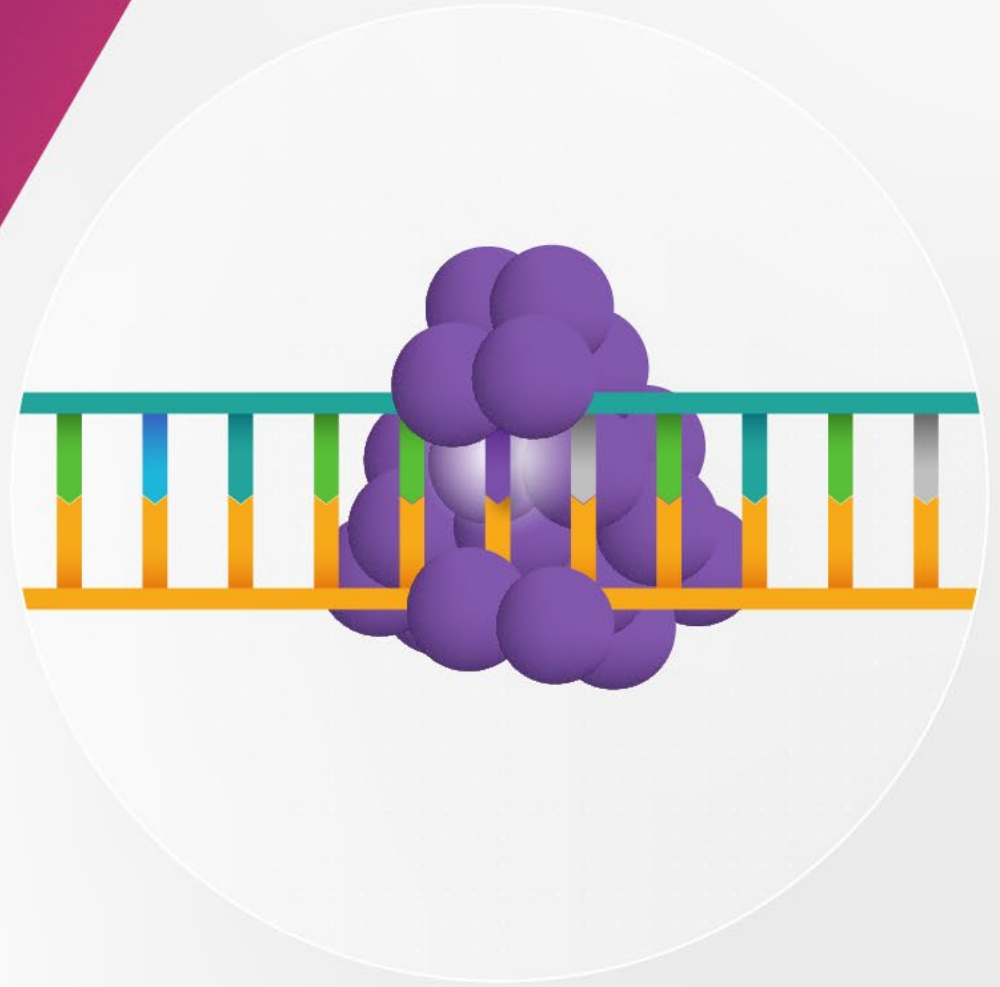
Explained in 5 minutes





WHAT IS AXIOMERTM?

Explained in 5 minutes



ProQR Leadership Team

Management Team



Daniel de Boer
Chief Executive Officer



Gerard Platenburg
Chief Scientific Officer



René Beukema
Chief Corporate Development Officer



Jurriaan Dekkers
Chief Financial Officer



Sheila Sponselee
VP, Head of People and Operations



Supervisory Board



Dinko Valerio
Chairman



James Shannon, MD



Alison Lawton



Bart Filius



Theresa Heggie



Begoña Carreño



John Maraganore, PhD
Strategic Advisor



In Memoriam



Henri Termeer
Honorary former board member



Scientific Advisory Board



James Shannon, MD
Chair



Art Levin, PhD



Phillip D. Zamore, PhD



Martin Maier, PhD



Peter A. Beal, PhD



Yi-Tao Yu, PhD



Leading IP supporting ADAR-mediated RNA editing platform technology

- Axiomer™ IP strategy commenced in 2014 with first patent application filings
- Currently more than 13 published patent families, comprising 27 national/regional patents
- Axiomer™ IP portfolio is constantly expanding
- Oppositions/appeals and several Third-Party Observations have been filed against a variety of applications and patents in the Axiomer™ IP portfolio, all by strawmen

Overview of Axiomer™ related patents

Docket	Priority	Feature	Status
1 (0004)	17DEC2014	Targeted RNA Editing using endogenous ADARs	Granted BR CA CN EP IL IN JP NZ US US ZA
2 (0013)	22JUN2016	Short EONs with wobble and/or mismatch base pairs	Granted AU IL JP KR US US US
3 (0014)	01SEP2016	Chemically modified short EONs	Granted AU CN EP JP KR NZ US US ZA
4 (0016)	19JAN2017	EONs + protecting SONs (heteroduplex formation)	Granted US
5 (0023)	18MAY2018	PS linkages / chiral linkages (e.g., PS, PN)	Published
6 (0026)	11FEB2019	Phosphonacetate linkages / UNA modifications	Published
7 (0029)	03APR2019	MP linkages	Published
8 (0031)	24APR2019	Editing inhibition	Published
9 (0032)	13JUN2019	Benner's base (dZ)	Published Granted ZA
10 (0039)	23JUL2020	Split EONs	Published
11 (0045)	14FEB2022	PCSK9 editing	Published

In addition to the above, numerous patent applications are pending but have not yet been published. ProQR expands its Axiomer™ IP portfolio continuously.

ProQR Axiomer™ IP

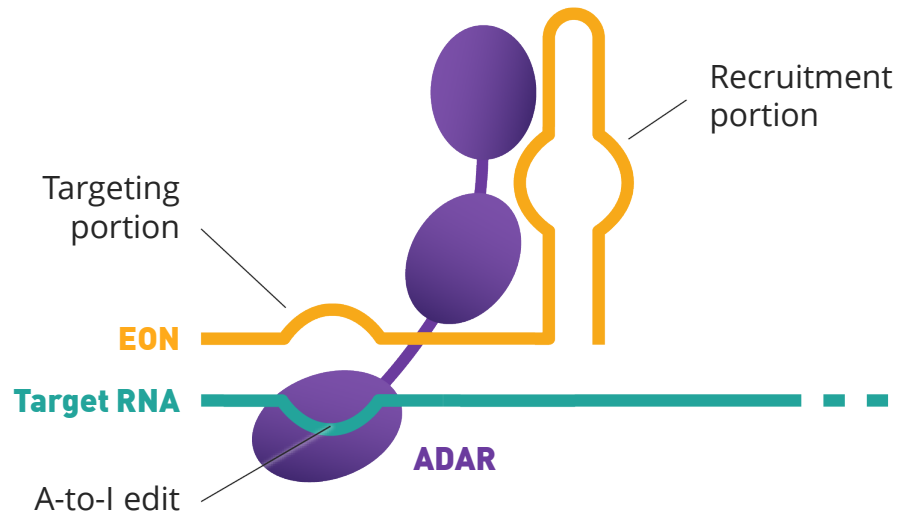
Broad coverage

- Axiomer™ patent claims are broad and cover:
 - **Any type of chemically modified oligonucleotide** aimed at RNA editing of **any possible target** and **any possible disease** using **endogenous** ADAR
 - Specific targets
 - Oligonucleotides with chirally-controlled linkages
 - Oligonucleotides with all sorts of chemistries (also in the 'Central Triplet'), including **DNA**
- To note: claims directed to chemically modified oligonucleotides **do not cover viral delivery** of the oligonucleotide

Overview of key claims – 1

Granted claims in the 1st Axiomer™ patent family relate to (chemically modified) oligonucleotides that comprise:

- **A targeting portion** for binding to a target RNA incl. target adenosine
- **A recruitment portion** (hairpin structure) for recruiting **endogenous** ADAR to edit the target adenosine



EP 3 234 134 B1 - Granted; appeal pending

US 10,676,737 - Granted

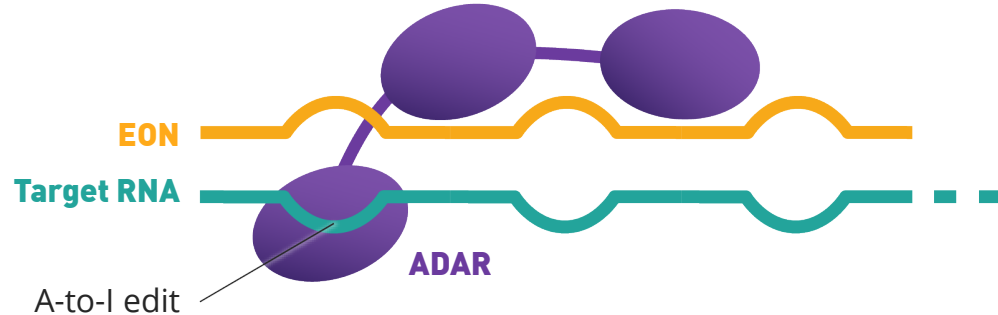
US 11,781,134 - Granted

Claim 17. A method for making a change in a target RNA sequence in a human cell, comprising the steps of:

- introducing into the cell an oligonucleotide construct that is **sufficiently complementary** to bind by nucleobase pairing to the target RNA sequence, wherein the target RNA sequence comprises a target adenosine;
- allowing the formation of a double-stranded structure of the oligonucleotide construct with the target RNA sequence upon base pairing;
- allowing the double-stranded structure of the oligonucleotide and the target RNA sequence to recruit **an hADAR1 or hADAR2 enzyme naturally present in the cell**;
- allowing the hADAR1 or hADAR2 enzyme to perform deamination of the target adenosine to an inosine in the target RNA sequence.

Overview of key claims – 2

Granted claims in the 2nd Axiomer™ patent family relate to oligonucleotides that do **not** have a hairpin structure, but instead have one or more wobbles and/or mismatches, and chemical modifications in the base, ribose sugar and/or linkage to increase stability and are still able to recruit **endogenous** ADAR to edit the target adenosine.



[US 10,941,402](#) - **Granted**

[US 11,851,656](#) - **Granted**

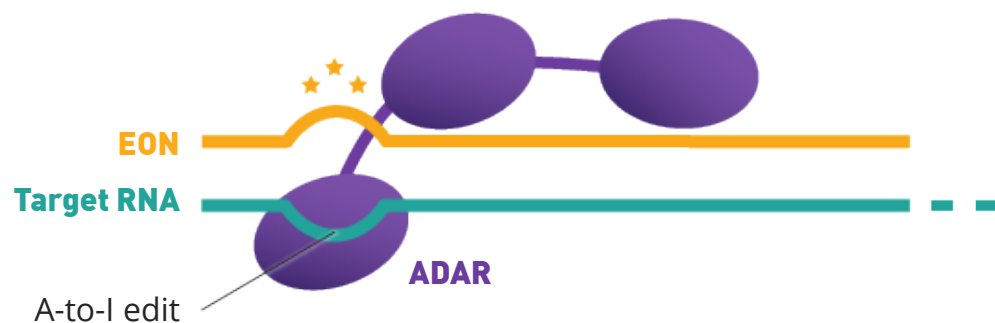
[US 18/296,912](#) - **Allowed**

Target-specific claims

- An AON capable of forming a double stranded complex with a target RNA in a cell, wherein: the target RNA encodes CFTR, CEP290, **alpha1- antitrypsin (A1AT)**, LRRK2, or BDNF, or the target RNA is encoded by the IDUA gene
- The AON is complementary to a target RNA region comprising a target adenosine
- The AON comprises one or more nucleotides with **one or more sugar modifications**
- The AON does **not** comprise a portion that is capable of forming an intramolecular stem-loop structure that is capable of binding an ADAR enzyme
- The AON is shorter than 100 nucleotides
- The AON **optionally comprises 1, 2, 3, 4, 5, 6, 7, 8, 9 or 10** mismatches, wobbles and/or bulges with the complementary target RNA region, and, wherein formation of the double stranded complex between the AON and the target RNA results in the deamination of the target adenosine by an ADAR enzyme **present in the cell**

Overview of key claims – 3

Granted claims in the 3rd Axiomer™ patent family relate to oligonucleotides that do **not** have a hairpin structure, but have **chemical modifications** in the base, ribose sugar and/or linkage to increase stability and are still able to recruit **endogenous** ADAR to edit the target adenosine.



[US 10,941,402](#) - **Granted**

[US 11,851,656](#) - **Granted**

[EP 3 507 366 B1](#) - **Granted; opposition pending**

An antisense oligonucleotide (AON) capable of forming a double stranded complex with a target RNA sequence in a cell, preferably a human cell, for the deamination of a target adenosine in the target RNA sequence by an ADAR enzyme present in the cell, said AON comprising **a Central Triplet** of 3 sequential nucleotides, wherein the nucleotide directly opposite the target adenosine is the middle nucleotide of the Central Triplet, wherein 1, 2 or 3 nucleotides in said Central Triplet comprise **a sugar modification and/or a base modification** to render the AON more stable and/or more effective in inducing deamination of the target adenosine; with the proviso that the middle nucleotide does not have a 2'-O-methyl modification.

ProQR Axiomer™ IP

Summary

- ProQR's Axiomer™ IP contains 3 early RNA editing platform patent families covering single-stranded oligonucleotides that recruit **endogenous** ADAR
- Oppositions/appeals and Third-Party Observations have been filed throughout these three patent families
- First (2014): oligonucleotides with a complementary (**targeting**) and a stem-loop (**recruiting**) portion
- Second (2016): oligonucleotides **without a stem-loop structure** but with **one or more mismatches** and chemical modifications
- Third (2016): oligonucleotides **without a stem-loop structure** but with specific chemical modifications in the '**Central Triplet**'

2023 accomplishments



Science and platform

Axiomer™ activity demonstrated across multiple preclinical in vitro, organoid, and in vivo models in liver and CNS – robust editing observed in mice and NHP



Pipeline

Announced initial Axiomer RNA editing pipeline programs targeting liver-originated diseases

- AX-0810 for cholestatic diseases targeting NTCP
- AX-1412 for cardiovascular disease targeting B4GALT1
- AX-2402 for Rett Syndrome a rare neurodevelopment disorder – partnership with Rett Syndrome Research Trust focused on utilizing Axiomer to develop EONs for Rett syndrome (announced January 2024)



Partnership

A key component of ProQR's strategy

- Continued execution with Lilly partnership
- Divested sepfarsen and ultevursen to Théa who as Sepulbio will continue development of these programs for patients



IP

Further strengthened leading global IP estate for ADAR-mediated RNA editing

- Multiple successful defenses against oppositions, including Europe and Japan
- Granted new patent by USPTO further underlining that the broad concept of applying endogenous ADAR by administering antisense oligonucleotides for RNA editing is proprietary to ProQR



Strong balance sheet

Cash position of €118.9 M as of year end 2023 provides runway to mid 2026



**IT'S IN
OUR RNA**